






Cover Photograph Courtesy of



B. Polymers

1. Historical development
2. Sources of raw materials
3. Material classification





MODULE: Resources for Materials Processing
TOPIC: Raw Material Procurement

PERFORMANCE OBJECTIVES/SUPPORTING COMPETENCIES*

1. The student will be able to summarize how raw materials are procured from the environment and eventually processed for utilization by humans, after instruction.


MODULE: Resources for Materials Processing
SUBMODULE: Production Materials

MODULE: Resources for Materials Processing
SUBMODULE: Production Materials
TOPIC: Metal Products

SUGGESTED SPECIFIC INSTRUCTIONAL STRATEGIES, continued

d. Use an old grinding wheel to grind examples of ferrous and non-ferrous metals.

Have the students identify the ferrous metals as those that produce sparks



MODULE: Processing Materials

SUBMODULE: Manufacturing Processes

MODULE: Processing Materials
SUBMODULE: Manufacturing Processes
TOPIC: Forming

Resources, continued

Films, continued

Show Me - 25 minutes

This film illustrates the story of modern steel production as it takes place at the Timken Company in Ohio.


Available from: The Timken Company
Advertising Department

Resources, continued

Video Tapes

Manufacturing Processes Video Programs

Video Program Price List



Resources, continued

Transparencies

Manufacturing Materials - #MGM000

Complete series of 29 multicolored transparencies, instructor's guide and