



# **NYS Grades 9-12 School Growth Scores: From MGP and GRE to HEDI Ratings and Scores 2016-17**


**August 2017**

***Disclaimer***

If there are any discrepancies between the language in these materials and the Statute, Regulations, or APPR Guidance, the Statute, Regulations, or APPR Guidance prevail.

# How is MGP Classified into 3012-d Growth Rating for Schools of Grades 9-12 in 2016-17?

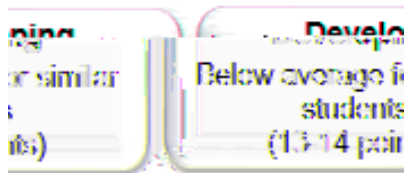
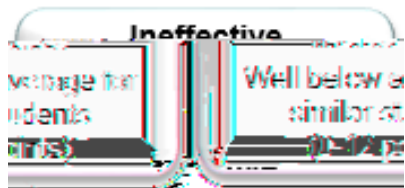
---



Notes: SD = Standard Deviation  
Values are rounded to the nearest whole number.

# How are 3012-d Growth Score Points\* for Schools of Grades 9-12 Assigned Based on MGPs in 2016-17?

HEDI Points*	Min MGP	Max MGP
0	17.0	22.0
1	23.0	24.5
2	25.5	31.0
3	32.5	33.5
4	34.5	35.5
5	36.0	36.0
6	36.5	36.5
7	37.5	37.5
8	38.0	38.5
9	39.0	39.0
10	39.5	39.5
11	40.0	40.5
12	41.0	41.0
13	32.5	43.0
14	43.5	45.0
15	41.5	51.0
16	51.5	56.0
17	56.5	64.5
18	65.0	65.5
19	66.0	68.0
20	68.5	79.5



Point value of 13 includes schools with MGPs in the Ineffective category but confidence ranges of 47 or above



# How is GRE Classified into 3012-d Growth Rating for Schools of Grades 9-12 in 2016-17?



Notes: SD = Standard Deviation  
 Values are rounded to the nearest hundredth decimal place.



# How are 3012-d Growth Score Points\* for Schools of Grades 9-12 Assigned Based on GREs in 2016-17?

HEDI Points*	Min GRE	Max GRE
0	-0.80	-0.57
1	-0.51	-0.48
2	-0.47	-0.44
3	-0.43	-0.41
4	-0.40	-0.39
5	-0.38	-0.36
6	-0.35	-0.31
7	-0.30	-0.30
8	-0.29	-0.29
9	-0.28	-0.28
10	-0.27	-0.24
11	-0.23	-0.23
12	-0.22	-0.21
13	-0.39	-0.15
14	-0.14	-0.10
15	-0.16	0.09
16	0.10	0.24
17	0.25	0.61
18	0.46	0.48
19	0.49	0.55
20	0.56	0.93

