




The New York State Seal of Biliteracy in the Hudson Valley Region



2020-21 Report

Office of Bilingual Education
and World Languages

New York State Education Department



Report prepared by Candace R. Black
World Language Associate
Office of Bilingual Education and World Languages
New York State Education Department
89 Washington Avenue, EB505W
Albany, NY 12234
nyssb@nysed.gov
(518)473-7505

January 21, 2022

Suggested citation:

New York State Department of Education (NYSED) (2022). The New York State Seal of Biliteracy in the Hudson Valley Region Report 2020-21. By the Office of Bilingual Education and World Languages.


The Hudson Valley Region

The Hudson Valley region, represented by the area in blue on the map on the right is made up of the counties of Delaware, Dutchess, Orange, Otsego, Putnam, Rockland, Sullivan, Ulster, and Westchester.

The Hudson Valley region is supported by the Hudson Valley Regional Bilingual Education Resource Center

u S

Figure 3. Infographic Summary of the NYSSB in the Hudson Valley (2021)





Schools that Offered the NYSSB

The number of schools in the Hudson Valley region that offered the NYSSB rose again in 2020 to 60 schools as shown in Figure 4.

Figure 4. Growth in the Number of Hudson Valley High Schools Offering the NYSSB (2018)

NYSSB 2021 (SOTD) 6/1/21

The 60 schools in the Hudson Valley region that offered the NYSSB in 2021 represent almost 40% of district high schools in the region, or one every 2.5 district high schools. As demonstrated in Figure 5 below, the

The gro

Students Who Earned the NYSSB

The number of students who earned the NYSSB in the Hudson Valley

Seal Earners by Race and Ethnicity

When disaggregated by race and ethnicity, the data on Seal earners from the Hudson Valley region shows relatively stable levels of participation by students of different races and ethnicities. Multiracial student participation (2%), Black or African American student participation (5%), and Asian, Native Hawaiian or Other

Seal Earners by ELL Status

There are four student subgroups which are eligible to pursue the NYSSB:

- x Current English Language Learners (ELs) Students who, by birth or ancestry, speak or understand a

3. Schools offering the NYSSB are encouraged to develop promotional materials

Seal Earners by Language

Students from the Hudson Valley region earned the NYSSB in Albanian, American Sign Language, Arabic, Danish, English, French, Greek, Guarani, Haitian Creole, Hindi, Icelandic, Italian, Japanese, Maithili, Malayalam, Mandarin, Portuguese, Punjabi, Russian, Spanish, Swahili, Ukrainian. Figure 12 shows the world languages other than English in which students earned the NYSSB. The Hudson Valley region ranked from most to least frequent.

Schools

There is significant potential for growth within this region that has district high schools that did not have a NYSSB program as of 2020 as shown in Figure 4 below.

Figure 4. District High Schools in the Hudson Valley

List of Figures and Tables

Figures

Figure 1.	Map of New York State by Region with the Hudson Valley Region Highlighted.....	4
Figure 2.	Map of New York State by County with BOCES Pinned.....	4
Figure 3.	Infographic Summary of the NYSSB in the Hudson Valley Region (2021).....	5
Figure 4.	Growth in the Number of Hudson Valley High Schools Offering the NYSSB (2016-2021).....	7
Figure 5.	Hudson Valley NYSSB Schools as a Percentage of Total District High Schools in the Hudson Valley Region (2016-2021).....	7
Figure 6.	Percentage of Growth in Number of Schools in the Hudson Valley Region Offering the NYSSB (2016-2021).....	8
Figure 7.	Number of Students Awarded the NYSSB in Hudson Valley Region (2016-2021).....	9
Figure 8.	Number of Students Awarded the NYSSB in Hudson Valley Region by Gender (2016-2021).....	9
Figure 9.	Number of Students Awarded the NYSSB in Hudson Valley Region by Race/Ethnicity (2020).....	10
Figure 10.	Number of Students Awarded the NYSSB in Hudson Valley Region by Race/Ethnicity (2021).....	10
Figure 11.	Number of Students Who Earned the NYSSB in the Hudson Valley Region by ELL Status (2016-2021).....	12

References
